

TIBTRONIX TECHNOLOGY CO., LTD.



TQC05Q

40Gb/s QSFP+ Passive cable
Hot Pluggable, +3.3V, 5m

2015/3/9

Shenzhen Tibtronix Technology Co., Ltd.

3/F, 12th Building, Nangang 1st Industrial Park, Baimang Xili, Songbai Road, Nanshan District, Shenzhen, China

Tel: +86 755 23316583

Fax: +86 755 29810056

E-mail: sales@tibtronix.com

<http://www.tibtronix.com>

Features:

- ✧ High-Density QSFP 38-PIN Connector
- ✧ Hybrid cable conforms to the Small Form Factor SFF-8436
- ✧ Maximum aggregate data rate: 41.25 Gbps (4 x10.3125Gbit/s)
- ✧ Copper link length up to 5m (passive limiting)
- ✧ Power Supply :+3.3V
- ✧ Low power consumption: 0.02 W (typ.)
- ✧ Temperature Range: 0~ 70°C

Applications:

- ✧ 10G/40Gigabit Ethernet
- ✧ InfiniBand SDR, DDR, QDR
- ✧ Switches, Routers, and HBAs
- ✧ Data Centers

Description:

The TQC05Q QSFP+ passive cable assemblies are high performance, cost effective I/O solutions for 40G LAN, HPC and SAN applications. The QSFP+ passive copper cables are compliant with SFF-8436, QSFP+ MSA and IEEE P802.3ba 40GBASE-CR4. It is offer a low power consumption, short reach interconnect applications. The cable each lane is capable of transmitting data at rates up to 10Gb/s, providing an aggregated rate of 40Gb/s.

● Absolute Maximum Ratings

Parameter	Symbol	Min.	Typical	Max.	Unit
Storage Temperature	T _s	-40		+85	°C
Supply Voltage	V _{ccT, R}	-0.5		4	V
Relative Humidity	RH	0		85	%

● Recommended Operating Environment:

Parameter	Symbol	Min.	Typical	Max.	Unit
Case operating Temperature	T_C	0		+70	°C
Supply Voltage	$V_{CCT,R}$	+3.13	3.3	+3.47	V
Power Dissipation	PD			0.02	W

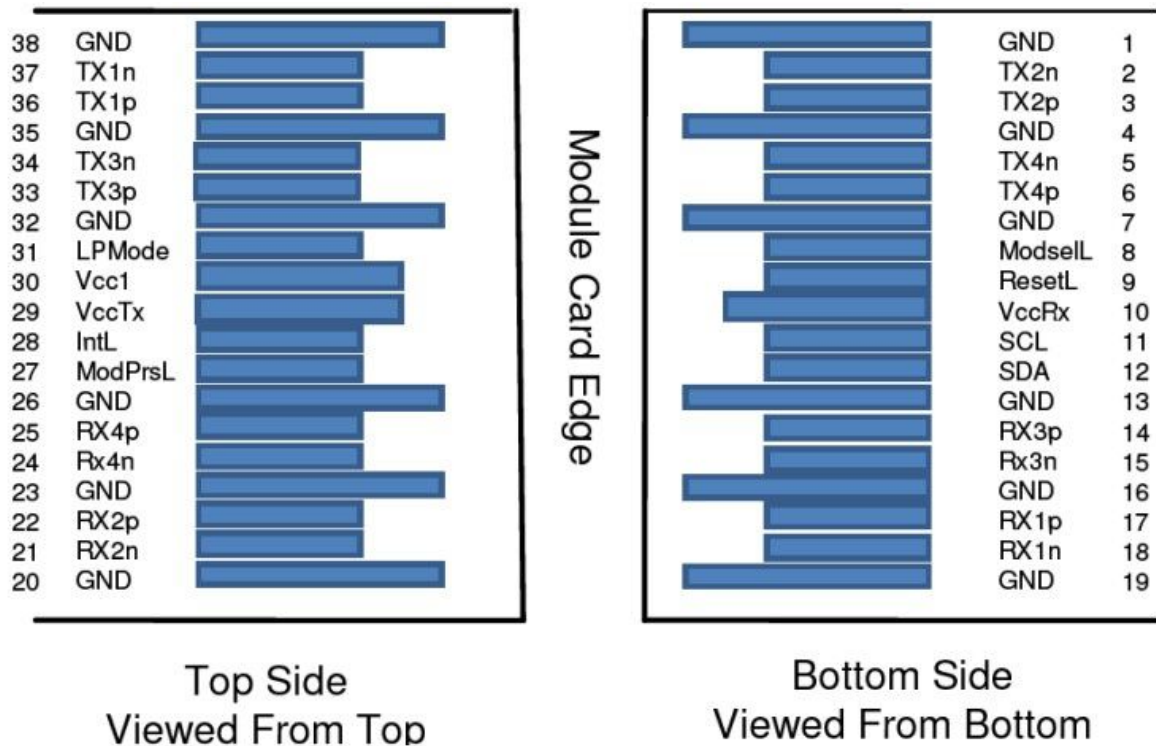
● QSFP+ Pin Descriptions

Pin	Logic.	Symbol	Name/Description	Note
1		GND	Ground	1
2	CML-I	Tx2n	Transmitter Inverted Data Input	
3	CML-I	Tx2p	Transmitter Non-Inverted Data Input	
4		GND	Ground	1
5	CML-I	Tx4n	Transmitter Inverted Data Input	
6	CML-I	Tx4p	Transmitter Non-Inverted Data Input	
7		GND	Ground	1
8	LVTTL-I	ModSelL	Module Select	
9	LVTTL-I	ResetL	Module Reset	
10		Vcc Rx	+3.3V Power Supply Receiver	2
11	LVC MOSI/O	SCL	2-wire serial interface clock	
12	LVC MOSI/O	SDA	2-wire serial interface data	
13		GND	Ground	1
14	CML-O	Rx3p	Receiver Non-Inverted Data Output	
15	CML-O	Rx3n	Receiver Inverted Data Output	
16		GND	Ground	1
17	CML-O	Rx1p	Receiver Non-Inverted Data Output	
18	CML-O	Rx1n	Receiver Inverted Data Output	
19		GND	Ground	1
20		GND	Ground	1
21	CML-O	Rx2n	Receiver Inverted Data Output	
22	CML-O	Rx2p	Receiver Non-Inverted Data Output	
23		GND	Ground	1
24	CML-O	Rx4n	Receiver Inverted Data Output	
25	CML-O	Rx4p	Receiver Non-Inverted Data Output	
26		GND	Ground	1

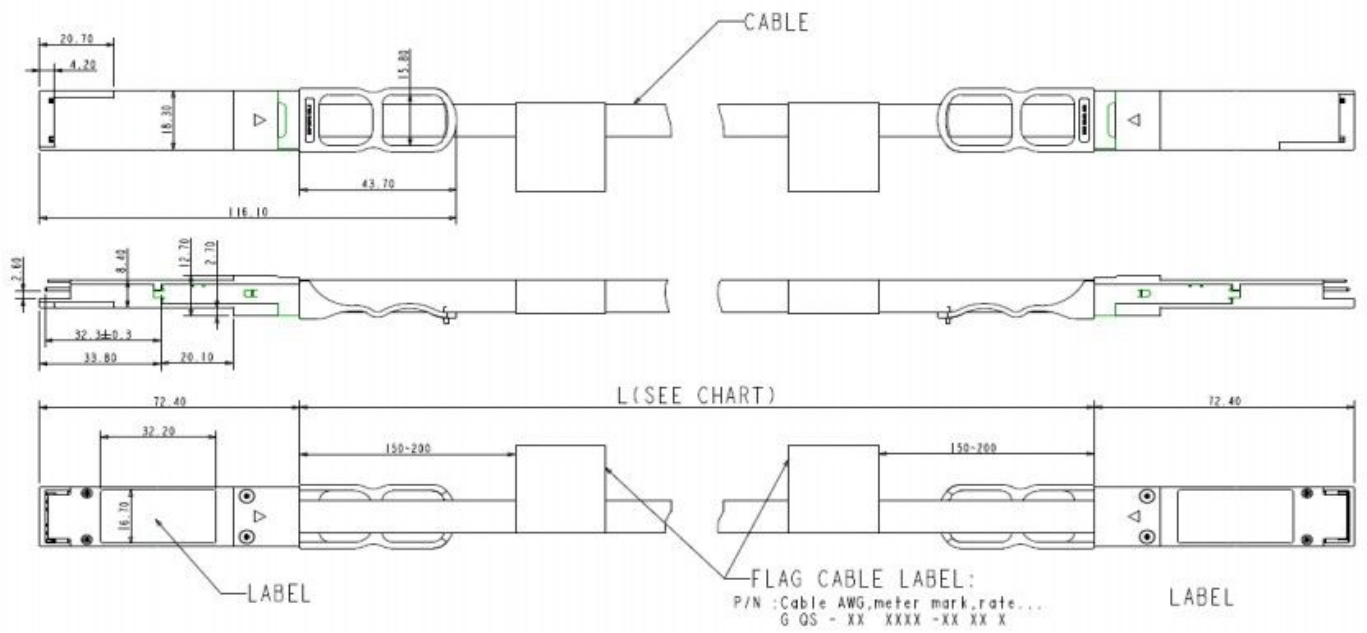
27	LVTTL-O	ModPrsL	Module Present	
28	LVTTL-O	IntL	Interrupt	
29		Vcc Tx	+3.3V Power supply transmitter	2
30		Vcc1	+3.3V Power supply	2
31	LVTTL-I	LPMode	Low Power Mode	
32		GND	Ground	1
33	CML-I	Tx3p	Transmitter Non-Inverted Data Input	

Note:

1. GND is the symbol for signal and supply (power) common for the QSFP+ module. All are common within the QSFP+ module and all module voltages are referenced to this potential unless otherwise noted. Connect these directly to the host board signal-common ground plane.
2. Vcc Rx, Vcc1 and Vcc Tx are the receiver and transmitter power supplies and shall be applied concurrently. Vcc Rx Vcc1 and Vcc Tx may be internally connected with- in the QSFP+ Module module in any combination. The connector pins are each rated for a maximum current of 500 mA.

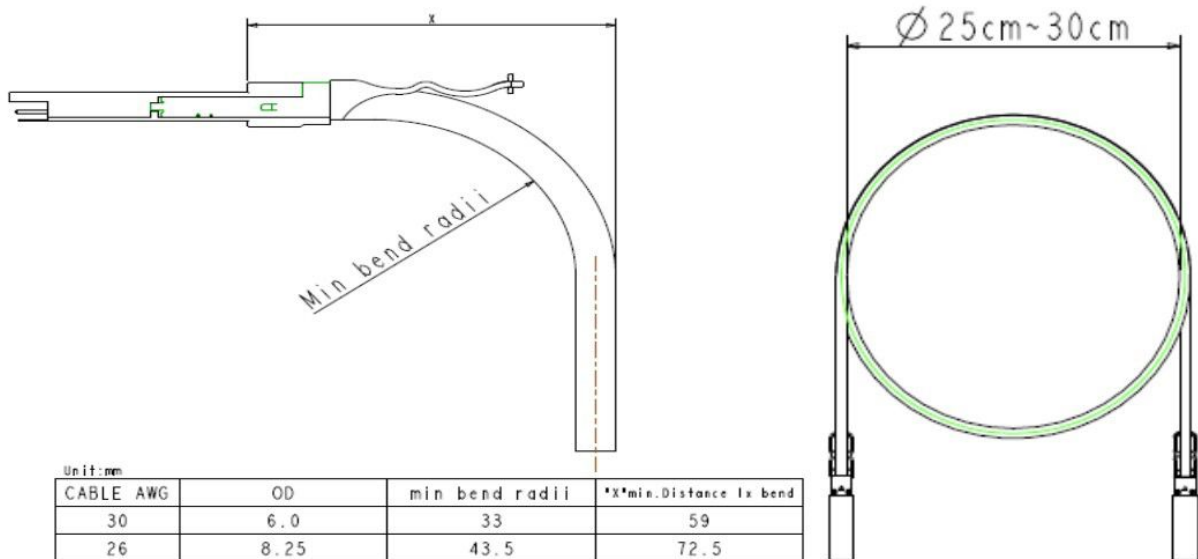


● Mechanical Dimensions

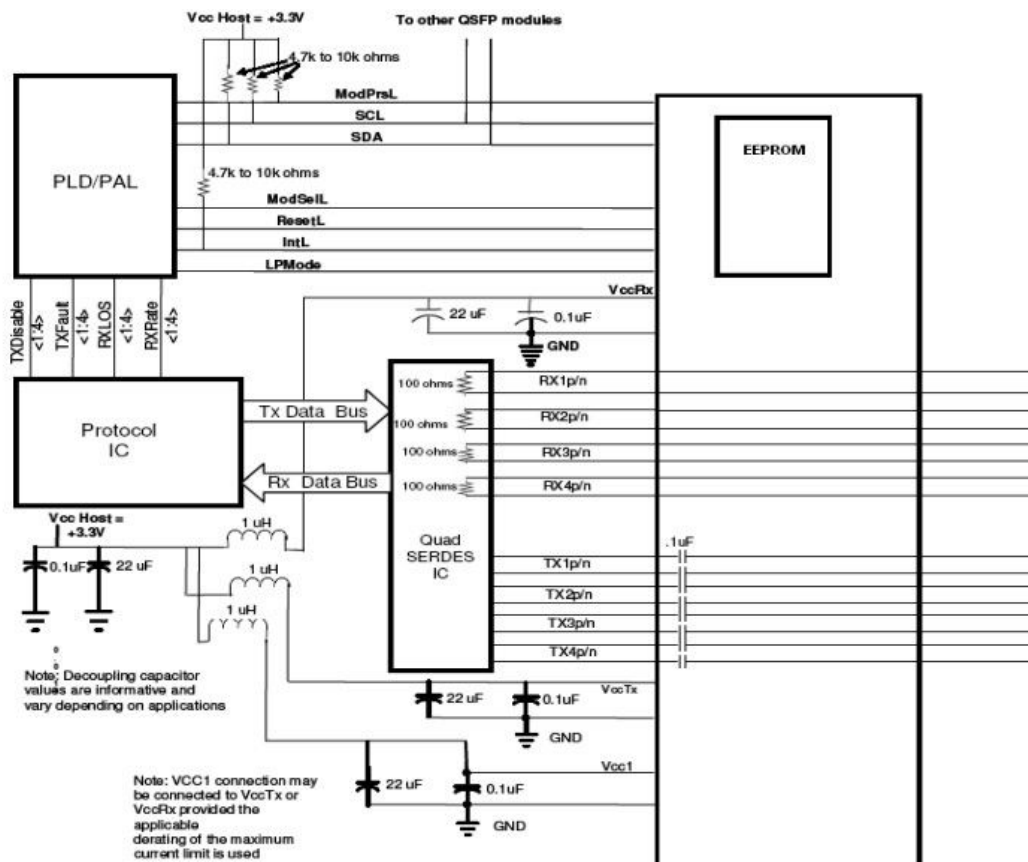


Mechanical Drawing

长度范围 (m)	公差 (m)
$L \leq 0.5$	$+3/-3$
$0.5 < L \leq 5$	$+5/-5$
$5 < L \leq 20$	$+8/-8$
$20 < L$	$+10/-10$



● QSFP+ Host Board Schematic for passive copper cables



● Ordering information

PN	Description
FTQCT5	QSFP+ Passive Cables, 5m, 0°C ~ +70°C

TIBTRONIX reserves the right to make changes to the products or information contained herein without notice. No liability is assumed as a result of their use or application. No rights under any patent accompany the sale of any such products or information.

Published by Shenzhen TIBTRONIX Technology Co., Ltd.

Copyright © TIBTRONIX

All Rights Reserved.